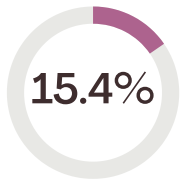


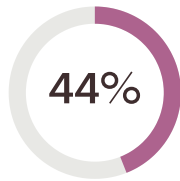
HEPBURN SHIRE HEALTH PROFILE

REDUCING INJURY

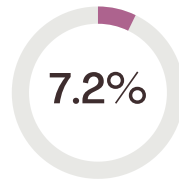
Hospitalisations for selected causes during 2014/15 – 2018/19:



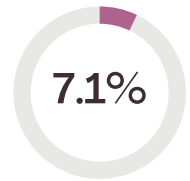
Transport



Falls



Hit/struck/
crush



Natural
environment/
animals

Hospitalisation rates for
falls for 2014/15 – 2018-19:

732

All persons

1,828

Persons aged >64 years

For 2013 – 2017 the rate of
avoidable deaths from
accidental injuries:

29.6

All external causes of
mortality (excl. suicide)
VIC 13.1

8.6

Transport accidents
VIC 4.5

In Hepburn Shire, the
most common industry
sectors for Workcover
claims between 2015-
2019 were:

30%

Health Care & Social
Assistance

14%

Accommodation & Food
Services



Central Highlands
Rural Health

Hepburn
SHIRE COUNCIL